

# SERIES 350 Modular General Purpose Filters

# F350 Models Port Sizes: 1/4, 3/8, 1/2



Model Shown: F5A350-4C1

### Available Color Caps



- ◆ Modular or inline mounting.
- ◆ Designed to remove particulate material to 5 micron from the airstream to protect downstream equipment.
- ◆ Optional bronze 5- $\mu$ m-rated, 20- $\mu$ m-rated, and 40- $\mu$ m-rated. 5- $\mu$ m-rated Polyethylene filter elements are standard.
- ◆ Superior removal of free water up to 98% efficiency
- ◆ Removal of effluents via manual or automatic float drains.
- ◆ Inlet pressure rated at 250 psig (17 bar) with metal bowls up to 175° F (79° C).
- ◆ Color caps available for visual management systems. (Blue, red, yellow and grey). Consult factory for custom colors.
- ◆ Front mounted modular clamping design with encapsulated screws.
- ◆ Compatible with modular 380 series of products.
- ◆ NPTF port threads; optional BSPP threads.

## SPECIFICATIONS

### Ambient/Media Temperature:

Plastic Bowl, all drain types: 40° to 125°F (4° to 52°C).  
Metal Bowl, manual drains: 40° to 175°F (4° to 79°C).  
Metal Bowl, float drains: 40° to 150°F (4° to 66°C).

**Body:** Die-cast zinc.

**Bowl:** 5.1-Ounce (151-ml) capacity polycarbonate plastic with nylon shatterguard; optional 6.0 ounce (177-ml) aluminum bowl with clear nylon sight glass.

**Bowl Drain:** Internal float drain; by removing the adjustment knob, a 3/16" (5mm) flexible tube can be connected to drain effluents. Optional manual drain.

**Cap Color:** yellow, optional red, blue and grey.

**Differential Pressure Gauge:** Optional.

**Filter Element:** 5- $\mu$ m-rated polyethylene; optional 5- $\mu$ m-rated, 20- $\mu$ m-rated or 40- $\mu$ m-rated sintered bronze.

**Fluid Media:** Compressed air.

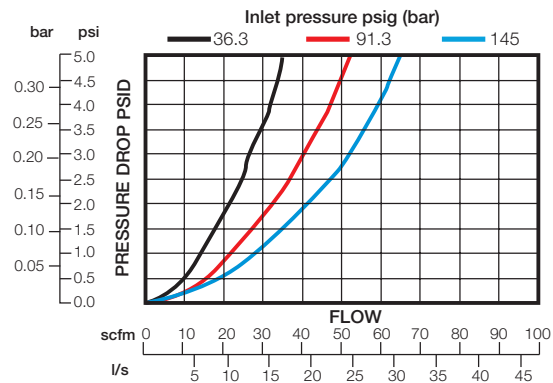
### Inlet Pressure:

Plastic bowl & manual drain: 0-150 psig (0-10 bar).  
Plastic bowl & Float drain: 30-150 psig (2-10 bar).  
Metal bowl & manual drain: 0-250 psig (0-17 bar).  
Metal bowl & Float drain: 30-200 psig (2-14 bar).

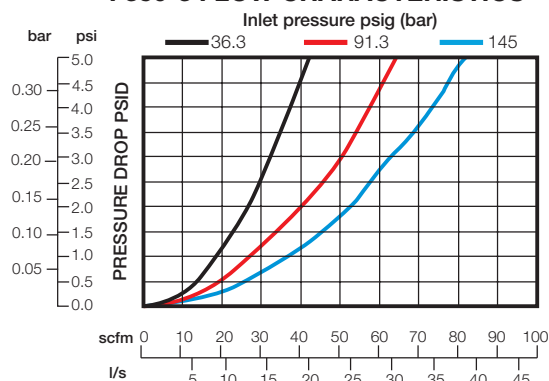
**Seals:** Nitrile.

## FLOW CHARTS (5- $\mu$ m element)

### F350-2 FLOW CHARACTERISTICS



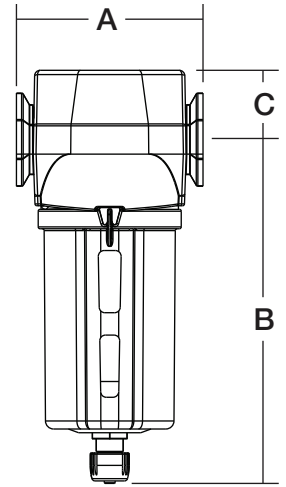
### F350-3 FLOW CHARACTERISTICS



**DIMENSIONS** inches (mm)

Bowl	A	B †	C	Depth	Weight lb (kg)
Plastic	3.0 (76.2)	5.54 (140.6)	1.12 (28.3)	2.51 (63.8)	1.29 (0.59)
Metal	3.5 (88.9)	6.42 (163.1)	1.12 (28.3)	2.76 (70.1)	1.41 (0.64)

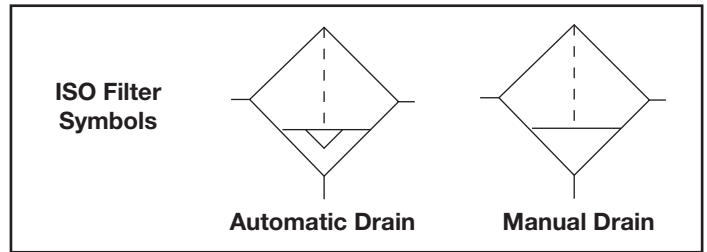
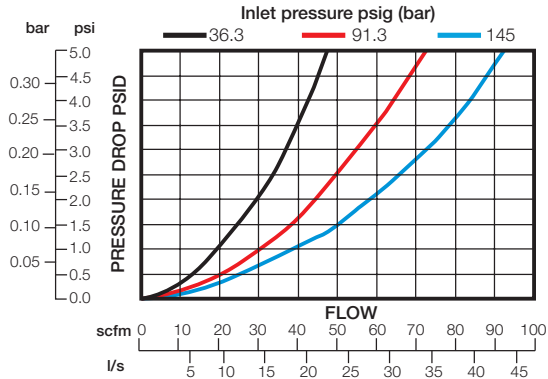
† Bowl removal clearance: add 3.1 (79).



**REPLACEMENT FILTER ELEMENT KITS**

Element Rating	Kit Number
5-µm Polyethylene (Std element) .....	A60F-03PE5
40-µm Bronze .....	A60F-03E3
5-µm Bronze .....	A60F-03E5
20-µm Bronze .....	A60F-03E4

**F350-4 FLOW CHARACTERISTICS**



**ORDERING INFORMATION**

Change the letters in the sample model number below to specify the filter you want.

**BF 350 S - 3 E5 W**

**BOWL AND DRAIN TYPE**

- (Metal bowls contain a sight glass)
- Plastic bowl, manual drain ..... F
- Metal bowl, manual drain ..... BF
- Plastic bowl, internal float drain (plastic stem) ... F5A
- Metal bowl, internal float drain (brass stem) ..... BF6A

**DIFFERENTIAL PRESSURE GAUGE**

- No gauge (no gauge ports) ..... 350
- Differential pressure gauge ..... 350S

**PORT SIZE**

- 1/4 NPTF ..... 2
- 3/8 NPTF ..... 3
- 1/2 NPTF ..... 4

**PORT TYPE**

- NPTF threads ..... Leave blank
- BSPP threads ..... W

**OPTIONS** (More than one option can be chosen. Add in alphabetical order.)

**Cap color:**

- Yellow (standard) ..... C1
- Red ..... C2
- Mid blue ..... C3
- Grey ..... Leave Blank

**Polyethylene filter element:**

- 5-µm rating ..... Leave Blank

**Bronze filter element:**

- 5-µm rating ..... E5
- 20-µm rating ..... E4
- 40-µm rating ..... E3